

Invent & Test a Futures Exercise

TOOL TYPE: ACTION RESEARCH

RUN TIME: 60 MINUTES (TWICE); PREP TIME: 30 MINUTES

ACKNOWLEDGEMENTS

Created for Futures for Inter-generational Equity.

NUMBER OF PARTICIPANTS

2-6 people

WHAT YOU'LL NEED

- Meeting room or virtual space;
- A printed or virtual whiteboard version of this PDF.

KNOWN APPLICATIONS

Self-organized experimentation and change;
Engaged learning.

BRIEF DESCRIPTION

Every work area in the UN has its own specific contexts and requirements, and therefore merit having their own bespoke tools. This tool can be used as a guide for **inventing your own futuring tool for intergenerational equity**. It starts by helping you identify parameters for your tool, then you proceed **step-by-step** to design a prototype. This tool requires **at least two sessions** - one to invent your own tool following these instructions and a second to test your tool to find out what it can do.

HOW IT SUPPORTS INTERGENERATIONAL EQUITY

Invention of new futures exercises requires many dynamic modes of considering future and answering planning-oriented questions like: What would be useful to ourselves and others in the future? Creative processes aim toward production and appreciating novel ideas, and engaging them helps a group practice Appreciating Novelty. Collaboration with others can involve Intercultural Competences. Making a tool of your own for your own benefit is an expression of a group's Sense of Agency.

Invent & Test a Futures Exercise

TOOL TYPE: ACTION RESEARCH

RUN TIME: 60 MINUTES (TWICE); PREP TIME: 30 MINUTES

ACKNOWLEDGEMENTS

Created for Futures for Inter-generational Equity.

NUMBER OF PARTICIPANTS

2-6 people

WHAT YOU'LL NEED

- Meeting room or virtual space;
- A printed or virtual whiteboard version of this PDF.

KNOWN APPLICATIONS

Self-organized experimentation and change;
Engaged learning.


CONCISE INSTRUCTIONS

- Invite a small group to invent a Futuring Tool for Intergenerational Equity with you.
- Agree to review the tools already included in the tool inventory before your first meeting. Reflect upon: What tools do we wish we had in addition to these?
- Meet to discuss loose parameters for your new futuring tool. Ask two questions: (1) What functions and features does this tool need to have? (2) Which capabilities do we want our tool to help us develop? (See 'Supports' column, first page.)
- In a later meeting (e.g. 1 week), elaborate what kinds of concrete actions tool users would take. Think in steps and sequences.
- Prepare your tool: Write the instructions, and prepare any 'design templates' or materials needed to use the tool.
- Test your newly invented tool.
- After, use Tool R. to Reflect on how it functions and what value it can generate.
- Share your tool via Inventory of Futuring Intergenerational Equity.

Invent & Test a Futures Exercise

TOOL TYPE: ACTION RESEARCH

RUN TIME: 60 MINUTES (TWICE); PREP TIME: 30 MINUTES



PARAMETERS

What FUNCTIONS and FEATURES should the new futuring tool have?

FUNCTIONS

What can a person do with this tool?


FEATURES

What are some key features of this tool?

Invent & Test a Futures Exercise

TOOL TYPE: ACTION RESEARCH

RUN TIME: 60 MINUTES (TWICE); PREP TIME: 30 MINUTES



PARAMETERS


What FUNCTIONS and FEATURES should the new futuring tool have?

Capability	✓	What does your group want to learn about this topic?	What futuring experiences would help you learn it?
Planning & Preparation			
Appreciating Novelty			
Temporal Empathy			
Intercultural Awareness			
Enabling Agency			
Long-term Futuring			
Advancing Equitability			

Invent & Test a Futures Exercise

TOOL TYPE: ACTION RESEARCH

RUN TIME: 60 MINUTES (TWICE); PREP TIME: 30 MINUTES



INSTRUCTIONS

STEPS

DRAWINGS



Invent & Test a Futures Exercise

TOOL TYPE: ACTION RESEARCH

RUN TIME: 60 MINUTES (TWICE); PREP TIME: 30 MINUTES

ACKNOWLEDGEMENTS

Created for Futures for Intergenerational Equity.

EXPECTED OUTCOMES

- Experience co-designing a customised futures tool for a specific context.
- Critical perspectives about how futures tools are made and used.
- Optionally, your tool can help grow this collection of the Futures for Intergenerational Equity pilot project.

RESOURCES

- “Initiating Action Research.” *Action Research*. Vol. 7 (3), 243–62. Wicks, Patricia Gayá, and Peter Reason. 2009. <https://doi.org/10.1177/1476750309336715>.
- “Unleashing Hidden Potential by Enabling Self-Organization in Projects.” In *Research on Project, Programme and Portfolio Management: Projects as an Arena for Self-Organizing*, Pages 3–14. Reinhard Wagner. https://doi.org/10.1007/978-3-030-86248-0_1.

FEEDBACK

Help grow this collection. Give us your feedback.